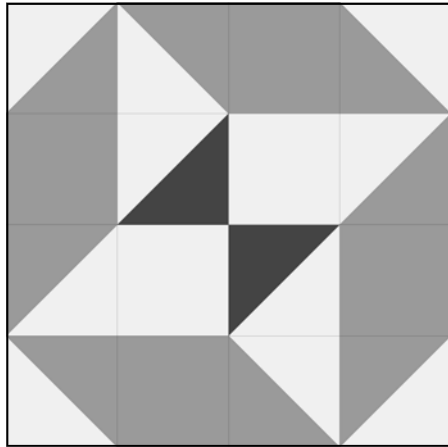


BIBLE STUDIES PATTERN SERIES



# 11- 1 Kings (Next Door Neighbor #2)

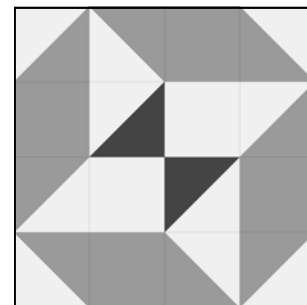


Pattern for 6" finished block — All seams are 1/4".  
Pressing directions are indicated.

Fabric needed for one block & Cutting instructions		
Dark	1/8 yard or scrap (1) 2-3/8" square, cut once diagonally	
Medium	1/8 yard or scrap (4) 2-3/8" squares, cut once diagonally (4) 2" squares	
Light	1/8 yard or scrap (5) 2-3/8" squares, cut once diagonally (2) 2" squares	

## Instructions

1. Stitch Medium triangles and Light triangles together, as shown, to form half-square triangles. Press toward the Medium triangles. Make (8) 2" units.
2. Stitch Dark triangles and Light triangles together, as shown, to form half-square triangles. Press toward the Dark triangles. Make (2) 2" units.
3. Create the two center rows by stitching squares together as shown. Press seams to the right. Make (2) units.
4. Create the top and bottom rows by stitching squares together as shown. Press seams to the left. Make (2) units.
5. Complete the block by stitching rows together. Press seams open.



*The two books of Kings, like Samuel, were originally one book. I chose Next Door Neighbor to represent 1 Kings because this book is a continuation of Samuel, providing a consecutive history from Judges to the Exile.*

Stitchin' Tree Quilts

Toll free 877-239-3655 [www.stitchintree.com](http://www.stitchintree.com)

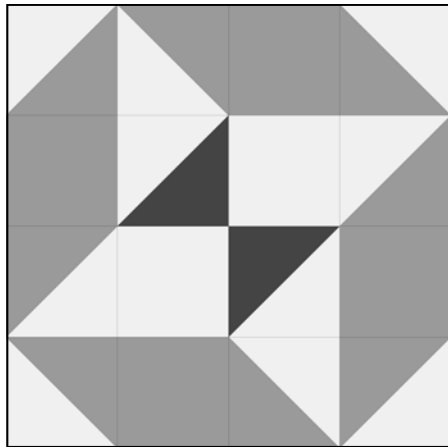
Please contact us if you find an error in this pattern or have difficulty following these instructions.

© 2012 Stitchin' Tree LLC Woodbine, Iowa. All Rights Reserved.  
Limited reproduction rights may be granted in accordance with contract terms.



BIBLE STUDIES PATTERN SERIES

# 11- 1 Kings (Next Door Neighbor #2)



This is Block 11 of a 73 block series representing the 39 books of the Old Testament, 7 books of the Apocrypha, and 27 books of the New Testament. I chose to name the blocks after books of the Bible as a testament to my faith. I call the finished quilt "Bible Studies." Whether Catholic or Protestant, I hope each block will have a special meaning to the quilt maker. For me, reviewing the books of the Bible recalled many of my favorite bible stories and passages. I include a bit of Bible history for each block. I have used, as a reference, the New Oxford Annotated

Bible with the Apocrypha, Revised Standard Version, 1977, an Ecumenical Study Bible.

*The two books of Kings were written by multiple writers. 1 King begins with the David's death and Solomon's reign. The last half of the book details the kings of the Divided Monarchy, the division of Judah and Israel. The book concludes with the rule of King Ahab of Israel and Jehoshaphat of Judah.*

Stitchin' Tree Quilts

Toll free 877-239-3655 [www.stitchintree.com](http://www.stitchintree.com)

Please contact us if you find an error in this pattern or have difficulty following these instructions.

© 2012 Stitchin' Tree LLC Woodbine, Iowa. All Rights Reserved.  
Limited reproduction rights may be granted in accordance with contract terms.

