


BIBLE STUDIES PATTERN SERIES



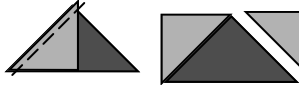


2 Exodus (Flying Geese)




Pattern for 6" finished block—All seams are 1/4".
Pressing directions are indicated.

Fabric needed for one block & Cutting instructions		
Medium	1/8 yard or scrap (12) 1-7/8" squares, cut once diagonally	
Light	1/8 yard or scrap (6) 1-7/8" squares, cut once diagonally	
Dark	1/8 yard or scrap (5) 3-1/4" squares, cut twice diagonally	

Instructions

1. Stitch a Medium triangle to each side of a Dark triangle to form the flying geese unit, as shown. One point of the Medium triangle will slightly overlap the dark triangle (approx. 3/8"). Press toward the Medium triangles. Trim dog ears. Make (12) units. 
2. In the same fashion as Step 1, construct 6 flying geese units using the light triangles with the Dark quarter square triangles. 
3. Stitch the flying geese units into rows of six blocks each. Be cautious when stitching to make certain that you "catch" the point of the flying geese block at the seam line. Press AWAY from the points. Make two rows with Medium background and one row with Light background. 
4. Stitch the (2) Medium background rows on each side of the Light background row, as shown. Press seams open.



The flying geese block is fitting for Israel's exodus from Egypt. The second book of the Bible describes Israel's flight from Egyptian bondage and God's covenant delivered through Moses. While Egyptian records make no reference to this occurrence, the Exodus is a crucial event in Israel's historical traditions.

Stitchin' Tree Quilts


Toll free 877-239-3655 www.stitchintree.com

Please contact us if you find an error in this pattern or have difficulty following these instructions.

© 2012 Stitchin' Tree LLC Woodbine, Iowa. All Rights Reserved.
Limited reproduction rights may be granted in accordance with contract terms.



2 Exodus (Flying Geese)



This is Block 2 of a 73 block series representing the 39 books of the Old Testament, 7 books of the Apocrypha, and 27 books of the New Testament. I chose to name the blocks after books of the Bible as a testament to my faith. I call the finished quilt "Bible Studies." Whether Catholic or Protestant, I hope each block will have a special meaning to the quilt maker. For me, reviewing the books of the Bible recalled many of my favorite bible stories and passages. I include a bit of Bible history for each block. I have used, as a reference, the New Oxford Annotated

Bible with the Apocrypha, Revised Standard Version, 1977, an Ecumenical Study Bible.

The Old Testament is divided into three sections: the Law, the Prophets, and the Writings. The first five books, Genesis, Exodus, Leviticus, Numbers and Deuteronomy make up the Law. Exodus is divided into two parts: the first 18 chapters describe Israel's deliverance from Egyptian bondage; chapters 19-40 describe Israel's sojourn at Sinai where Moses interpreted and mediated the covenant between God and His people.

Stitchin' Tree Quilts

Toll free 877-239-3655 www.stitchintree.com

Please contact us if you find an error in this pattern or have difficulty following these instructions.

© 2012 Stitchin' Tree LLC Woodbine, Iowa. All Rights Reserved.
Limited reproduction rights may be granted in accordance with contract terms.

