




35 Habakkuk (Three Steps)









Pattern for 6" finished block — All seams are 1/4".
Pressing directions are indicated.

Fabric needed for one block & Cutting instructions

Dark	1/8 yard or scrap (4) 2" squares (8) 1-1/4"x2" rectangles
Medium	1/8 yard or scrap (16) 1-1/4" squares
Light	1/8 yard or scrap (16) 1-1/4" squares

Instructions:

1. This block is made primarily with four-patch blocks. Stitch a Light and Medium square together as shown. Press toward the Medium square. Make (14) units. 
2. Stitch (2) units together to form the four-patch. Fan the seams and press. Make (5) four-patch units. 
3. Stitch the top and bottom rows together by stitching a Medium square, Dark rectangle, two-patch unit from Step 1, Dark rectangle, and Light square, as shown. Press toward the Dark blocks. Make (2) units. 
4. Stitch (2) interior rows together, stitching a Dark rectangle, four-patch, Dark square, four-patch and Dark rectangle together. Press toward Dark blocks. Make (2) units. 
5. Stitch the center row together, stitching a two-patch, Dark square, four-patch, Dark square and two-patch. Press toward the Dark blocks. 
6. Stitch the rows together as shown to complete the block. Press to the outside. 

Little is known about the prophet Habakkuk., yet the three sections of this Book are attributed to him. The sections of are connected by a common theme. Habakkuk explores the question of why God is sometimes silent amidst wickedness. Habakkuk extols that the ways of God are justified., and He will act in his own time.

Stitchin' Tree Quilts


Toll free 877-239-3655 www.stitchintree.com

Please contact us if you find an error in this pattern or have difficulty following these instructions.

© 2012 Stitchin' Tree LLC Woodbine, Iowa. All Rights Reserved.
Limited reproduction rights may be granted in accordance with contract terms.



35 Habakkuk (Three Steps)



This is Block 35 of a 73 block series representing the 39 books of the Old Testament, 7 books of the Apocrypha, and 27 books of the New Testament. I chose to name the blocks after books of the Bible as a testament to my faith. I call the finished quilt "Bible Studies." Whether Catholic or Protestant, I hope each block will have a special meaning to the quilt maker. For me, reviewing the books of the Bible recalled many of my favorite bible stories and passages. I include a bit of Bible history for each block. I have used, as a reference, the New Oxford Annotated

Bible with the Apocrypha, Revised Standard Version, 1977, an Ecumenical Study Bible.

I chose Three Steps to represent Habakkuk because the book is divided into three distinct sections: a dialogue with God, prophecy against a wicked nation, and a liturgical poem. Each section is written in a distinctly different way.

Stitchin' Tree Quilts

Toll free 877-239-3655 www.stitchintree.com

Please contact us if you find an error in this pattern or have difficulty following these instructions.

© 2012 Stitchin' Tree LLC Woodbine, Iowa. All Rights Reserved.
Limited reproduction rights may be granted in accordance with contract terms.

