


BIBLE STUDIES PATTERN SERIES



# 41 Judith (Judy in Arabia)



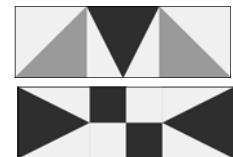
Pattern for 6" finished block — All seams are 1/4".  
Pressing directions are indicated.

Fabric needed for one block & Cutting instructions	
Dark	1/8 yard or scrap (2) 1-1/2" square (4) 2-3/4" triangles 63° (use template)
Medium	1/8 yard or scrap (2) 2-7/8" squares cut once diagonally
Light	1/8 yard or scrap (2) 2-7/8" squares, cut once diagonally (2) 1-5/8"x3-1/4" rectangle (right) cut once diagonally (2) 1-5/8"x3-1/4" rectangle cut once diagonally (left) (2) 1-1/2" squares



**Instructions:**

1. Create the half-squares by stitching (4) Medium triangles to Light triangles along the long side. Press seams toward the Medium triangles. Make (4) units.
2. Stitch the Light star points to the Dark triangle to form the star point blocks. Begin by stitching the left side together, slightly overlapping the long edge of the light points, as you would a flying geese block. Press toward the Light triangle before stitching on the right side. Press toward the Light triangle. Make (4) units. Trim dog ears.
3. Stitch a Light and Dark squares together. Press toward the Dark squares. Make (2) units. Stitch these units together to form the four-patch in the center. Press seam open.
4. Stitch the top and bottom rows together. Press toward the outside.
5. Stitch the center row together, as shown. Press toward the center.
6. Stitch the rows together to complete the block as shown above. Press toward the center.



*In the Roman Catholic Bible, Judith follows Tobit. Judith is a fictional work that relates religion to patriotism and encourages the belief that God helps those who help themselves. Like Esther, Judith devoutly follows Mosaic law. She differs from Esther when Judith steps up to save her people.*

Stitchin' Tree Quilts

Toll free 877-239-3655 www.stitchintree.com

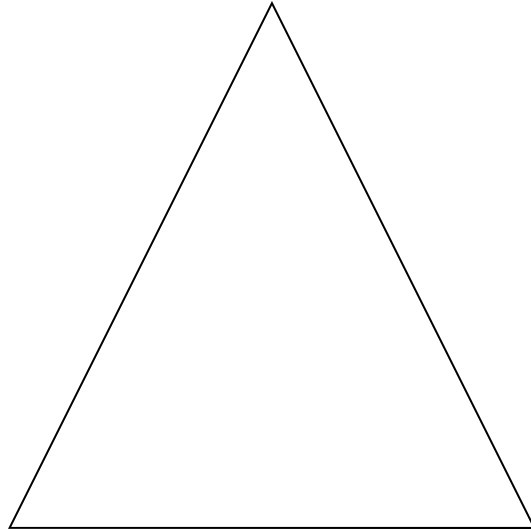
Please contact us if you find an error in this pattern or have difficulty following these instructions.

© 2012 Stitchin' Tree LLC Woodbine, Iowa. All Rights Reserved.  
Limited reproduction rights may be granted in accordance with contract terms.



# 41 Judith (Judy in Arabia)

Template for 63° triangle



*Stitchin' Tree Quilts*


Toll free 877-239-3655 [www.stitchintree.com](http://www.stitchintree.com)

Please contact us if you find an error in this pattern or  
have difficulty following these instructions.

© 2012 Stitchin' Tree LLC Woodbine, Iowa. All Rights Reserved.  
Limited reproduction rights may be granted in accordance with contract terms.



# 41 Judith (Judy in Arabia)



This is Block 41 of a 73 block series representing the 39 books of the Old Testament, 7 books of the Apocrypha, and 27 books of the New Testament. I chose to name the blocks after books of the Bible as a testament to my faith. I call the finished quilt "Bible Studies." Whether Catholic or Protestant, I hope each block will have a special meaning to the quilt maker. For me, reviewing the books of the Bible recalled many of my favorite bible stories and passages. I include a bit of Bible history for each block. I have used, as a reference, the New Oxford Annotated

Bible with the Apocrypha, Revised Standard Version, 1977, an Ecumenical Study Bible.

*The book of Judith is so beautifully written that it has inspired works of painting, sculpture and literature. I chose Judy in Arabia to represent the book of Judith for obvious reasons. First, it isn't often that I will find a name to match the book. Also, I liked the Middle East connection.*

Stitchin' Tree Quilts

Toll free 877-239-3655 [www.stitchintree.com](http://www.stitchintree.com)

Please contact us if you find an error in this pattern or have difficulty following these instructions.

© 2012 Stitchin' Tree LLC Woodbine, Iowa. All Rights Reserved.  
Limited reproduction rights may be granted in accordance with contract terms.

