


BIBLE STUDIES PATTERN SERIES



4 Numbers (Log Cabin)



Pattern for 6" finished block — All seams are 1/4".
Pressing directions are indicated.

Fabric needed for one block & Cutting instructions	
Dark	1/8 yard or scrap (1) 2"x2" square
Medium 1	1/8 yard or scrap (1) 1-1/4"x2-3/4" (1) 1-1/4"x3-1/2"
Medium 2	1/8 yard or scrap (1) 1-1/4"x4-1/4" rectangle (1) 1-1/4"x5" rectangle
Medium 3	1/8 yard or scrap (1) 1-1/4"x5-3/4" rectangle (1) 1-1/4"x6-1/2" rectangle
Light 1	1/8 yard or scrap (1) 1-1/4"x2" rectangle (1) 1-1/4"x2-3/4" rectangle
Light 2	1/8 yard or scrap (1) 1-1/4"x3-1/2" rectangle (1) 1-1/4"x4-1/4" rectangle
Light 3	1/8 yard or scrap (1) 1-1/4"x5" rectangle (1) 1-1/4"x5-3/4" rectangle

Instructions

1. Stitch a Light#1 2" rectangle to the top of the Dark 2" square. Press to the outside.



2. Stitch a Light#1 2-3/4" rectangle to the left side of the unit. Press to the outside.



3. Stitch Medium#1 2-3/4" rectangle to the bottom of the unit. Press to the outside.



Continued, next page...

The first census is detailed in the Book of Numbers. I chose the Log Cabin block to represent the Book of Numbers because the God spoke to Moses and asked Moses to take a census of all of the people of Israel, by household.

Stitchin' Tree Quilts

Toll free 877-239-3655 www.stitchintree.com

Please contact us if you find an error in this pattern or have difficulty following these instructions.

© 2012 Stitchin' Tree LLC Woodbine, Iowa. All Rights Reserved.
Limited reproduction rights may be granted in accordance with contract terms.




4 Numbers (Log Cabin)

Pattern for 6" block — All seams are 1/4". Pressing directions are indicated.


Instructions (continued)

4. Stitch Medium#1 3-1/2" rectangle to the right of the unit.
Press to the outside. →




5. Stitch Light#2 3-1/2" rectangle to the top of the unit. Press to the outside. ←

6. Stitch Light #2 4-1/4" rectangle to the left of the unit. Press to the outside. →



7. Stitch Medium#2 4-1/4" rectangle to the bottom of the unit. Press to the outside. ←

8. Stitch Medium #2 5" rectangle to the right of the unit. Press to the outside. →







9. Stitch a Light#3 5" rectangle to the top of the unit. Press to the outside. ←

10. Stitch a Light #3 5-3/4" rectangle to the left of the unit. Press to the outside. →

11. Stitch a Medium#3 5-3/4" rectangle to the bottom of the unit. Press to the outside. Image on next page.

12. Stitch a Medium#3 6-1/4" rectangle to the right of the unit. Press to the outside. Image on next page.

Continued, next page...



Stitchin' Tree Quilts

Toll free 877-239-3655 www.stitchintree.com


Please contact us if you find an error in this pattern or have difficulty following these instructions.

© 2012 Stitchin' Tree LLC Woodbine, Iowa. All Rights Reserved.
Limited reproduction rights may be granted in accordance with contract terms.



BIBLE STUDIES PATTERN SERIES

4 Numbers (Log Cabin)



This is Block 4 of a 73 block series representing the 39 books of the Old Testament, 7 books of the Apocrypha, and 27 books of the New Testament. I chose to name the blocks after books of the Bible as a testament to my faith. I call the finished quilt "Bible Studies." Whether Catholic or Protestant, I hope each block will have a special meaning to the quilt maker. For me, reviewing the books of the Bible recalled many of my favorite bible stories and passages. I include a bit of Bible history for each block. I have used, as a reference, the New Oxford Annotated

Bible with the Apocrypha, Revised Standard Version, 1977, an Ecumenical Study Bible.

In the Hebrew Bible, this book is called In The Wilderness, which is more fitting than Numbers, since the census-taking portion is covered in Chapter 1. The remaining chapters cover the preparation to depart Sinai, the journey to Kadesh and approaching Canaan.

Stitchin' Tree Quilts

Toll free 877-239-3655 www.stitchintree.com

Please contact us if you find an error in this pattern or have difficulty following these instructions.

© 2012 Stitchin' Tree LLC Woodbine, Iowa. All Rights Reserved.
Limited reproduction rights may be granted in accordance with contract terms.

