





BIBLE STUDIES PATTERN SERIES




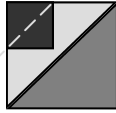
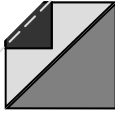
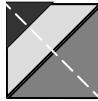



# 50 John (John's Pinwheel)



Pattern for 6" finished block — All seams are 1/4".  
Pressing directions are indicated.

Fabric needed for one block & Cutting instructions	
Dark	1/8 yard or scrap (4) 2-3/4" squares
Medium #1	1/8 yard or scrap (2) 4-1/4" squares, cut once diagonally 
Medium #2	1/8 yard or scrap (2) 4-1/4" squares, cut once diagonally 
Light	1/8 yard or scrap (2) 3-7/8" squares, cut once diagonally 

## Instructions:

1. Begin by stitching the Medium #1 & #2 half-squares together, as shown. Press toward the darkest half-square. Make (2) units. 
2. Place a Dark square in the corner of the lightest half-square, as shown. Stitch diagonally. Trim seam to 1/4" and press open. Make (4) units.  
3. Use a rotary cutter and ruler to cut the units from Step 2 in half diagonally. Select one side for the block. Discard the other side—or use it to make an additional block that spins the opposite direction. 
4. Stitch the half-square units from Step 3 to the Light half-squares as shown. Press toward the Light fabric. 
5. Stitch (2) units from Step 4 together, as shown. Press toward the light half-square. Make (2) rows. 
6. Complete the pinwheel block by stitching the rows together, matching the center seam. Fan the seams and press. 

*John differs from the first three Gospels in his efforts to explain the divine nature of Jesus Christ. In addition to recording actual events, John interprets these events to prove that Jesus was truly the Son of God. John uses symbols, such as bread, water, light, life shepherd and door to make the meaning of Jesus Christ clear.*

Stitchin' Tree Quilts

Toll free 877-239-3655 [www.stitchintree.com](http://www.stitchintree.com)


Please contact us if you find an error in this pattern or have difficulty following these instructions.

© 2012 Stitchin' Tree LLC Woodbine, Iowa. All Rights Reserved.  
Limited reproduction rights may be granted in accordance with contract terms.



BIBLE STUDIES PATTERN SERIES

# 50 John (John's Pinwheel)



This is Block 50 of a 73 block series representing the 39 books of the Old Testament, 7 books of the Apocrypha, and 27 books of the New Testament. I chose to name the blocks after books of the Bible as a testament to my faith. I call the finished quilt "Bible Studies." Whether Catholic or Protestant, I hope each block will have a special meaning to the quilt maker. For me, reviewing the books of the Bible recalled many of my favorite bible stories and passages. I include a bit of Bible history for each block. I have used, as a reference, the New Oxford Annotated Bible with the Apocrypha, Revised Standard Version, 1977, an Ecumenical Study Bible.

*I chose John's Pinwheel to represent the Book of John because the block represents the author's namesake. Tradition says this book was actually written by the Apostle John, but it may have been written by a disciple of John who recorded his preaching.*

Stitchin' Tree Quilts

Toll free 877-239-3655 [www.stitchintree.com](http://www.stitchintree.com)

Please contact us if you find an error in this pattern or have difficulty following these instructions.

© 2012 Stitchin' Tree LLC Woodbine, Iowa. All Rights Reserved.  
Limited reproduction rights may be granted in accordance with contract terms.

