




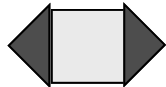
# 51 Acts (Road to Jerusalem)







Pattern for 6" finished block — All seams are 1/4".  
Pressing directions are indicated.

### Fabric needed for one block & Cutting instructions

Dark	1/8 yard or scrap (4) 2-3/8" squares, cut once diagonally	
Medium	1/8 yard or scrap (4) 2-3/8" squares, cut once diagonally	
Light	1/8 yard or scrap (1) 2-5/8" square (4) 2" squares (2) 2-3/8" squares, cut once diagonally	



### Instructions:

1. Begin by creating the square-in-the-square unit. Stitch the Dark triangles to (2) opposite sides of the large Light square, overlapping the edges approximately 3/8". Press to the outside. Stitch (2) Dark triangles to the other sides of the square, again, slightly overlapping the edges. Press to the outside. 
2. Create the half-squares by stitching (4) Dark triangles to (4) Medium triangles along the long side. Press seams toward the Dark triangles. Make (4) units. In the same fashion, stitch (4) Medium triangles to (4) Light triangles along the long side. Press seams toward the Medium triangles. 
3. Stitch the Dark/Medium half squares to the left side of the small Light squares, as shown. Press toward the Light square. Make (4) units. 
4. Piece the center row together, as shown. Press toward the outside. 

Continued, next page...

*The Book of Acts of the Apostles is a continuation of Luke's Gospel. It details the story of Christianity from the resurrection of Jesus through Paul's preaching in Rome. The first half of the book contains many traditions of the Jerusalem church. The last half of the book reads like Luke's travel diary, providing a geographic reference to historical data.*

Stitchin' Tree Quilts

Toll free 877-239-3655 [www.stitchintree.com](http://www.stitchintree.com)

Please contact us if you find an error in this pattern or have difficulty following these instructions.

© 2012 Stitchin' Tree LLC Woodbine, Iowa. All Rights Reserved.  
Limited reproduction rights may be granted in accordance with contract terms.





# 51 Acts (Road to Jerusalem)




This is Block 51 of a 73 block series representing the 39 books of the Old Testament, 7 books of the Apocrypha, and 27 books of the New Testament. I chose to name the blocks after books of the Bible as a testament to my faith. I call the finished quilt "Bible Studies." Whether Catholic or Protestant, I hope each block will have a special meaning to the quilt maker. For me, reviewing the books of the Bible recalled many of my favorite bible stories and passages. I include a bit of Bible history for each block. I

have used, as a reference, the New Oxford Annotated Bible with the Apocrypha, Revised Standard Version, 1977, an Ecumenical Study Bible.

## Instructions, continued

5. Piece the top and bottom rows, as shown. Press to the inside.
6. Complete the block as shown. Press seams open.



*I chose Road to Jerusalem to represent Acts, because the second half of the book begins in Jerusalem, travels to Samaria, Damascus, Antioch, Asia, Europe and Rome. Luke includes details of lodging, entertainment and travel on the road while spreading the good news of Jesus Christ.*

*Stitchin' Tree Quilts*

Toll free 877-239-3655 [www.stitchintree.com](http://www.stitchintree.com)

Please contact us if you find an error in this pattern or have difficulty following these instructions.

© 2012 Stitchin' Tree LLC Woodbine, Iowa. All Rights Reserved.  
Limited reproduction rights may be granted in accordance with contract terms.

