




# 52 Romans (Roman Square)




Pattern for 6" finished block — All seams are 1/4".  
Pressing directions are indicated.

Fabric needed for one block & Cutting instructions

Dark	1/8 yard or scrap (4) 1-1/2" x 3-1/2" rectangles
Medium	1/8 yard or scrap (4) 1-1/2" x 3-1/2" rectangles
Light	1/8 yard or scrap (4) 1-1/2" x 3-1/2" rectangles

## Instructions:

1. For this block, you can use (1) Medium, (1) Light and (1) Dark fabric; or you can use more of your scraps and use (4) of each. It is important to keep the values in the same order as shown in this block in order for the design to appear.
2. Stitch a Medium, Light and Dark rectangle together as shown. Press toward the Dark rectangle. Make (4) units.
3. Stitch (2) units together, as shown, rotating the second unit a quarter turn. Press toward the long Dark edge. Repeat to make a second unit.
4. Complete the block by stitching the two units together, nesting the center seam. Fan the seams and press.



*The Book of Romans is the longest book of the New Testament. Written by the Apostle Paul, the book reads more like a series of letters than an actual book. At the time when this book was written, Christianity was becoming more prevalent in Rome. Paul wrote this letter as an effort to unite Gentile Christians and Jews.*

Stitchin' Tree Quilts

Toll free 877-239-3655 [www.stitchintree.com](http://www.stitchintree.com)


Please contact us if you find an error in this pattern or have difficulty following these instructions.

© 2012 Stitchin' Tree LLC Woodbine, Iowa. All Rights Reserved.  
Limited reproduction rights may be granted in accordance with contract terms.





# 52 Romans (Roman Square)



This is Block 52 of a 73 block series representing the 39 books of the Old Testament, 7 books of the Apocrypha, and 27 books of the New Testament. I chose to name the blocks after books of the Bible as a testament to my faith. I call the finished quilt "Bible Studies." Whether Catholic or Protestant, I hope each block will have a special meaning to the quilt maker. For me, reviewing the books of the Bible recalled many of my favorite bible stories and passages. I include a bit of Bible history for each block. I have used, as a reference, the New Oxford Annotated

Bible with the Apocrypha, Revised Standard Version, 1977, an Ecumenical Study Bible.

*I chose Roman Square to represent the Book of Romans because its name, obviously. When Paul wrote this book, he had never been to Rome, yet he had many friends there. This book alerts the Romans to his intent to unite Jews and Gentiles.*

Stitchin' Tree Quilts

Toll free 877-239-3655 [www.stitchintree.com](http://www.stitchintree.com)

Please contact us if you find an error in this pattern or have difficulty following these instructions.

© 2012 Stitchin' Tree LLC Woodbine, Iowa. All Rights Reserved.  
Limited reproduction rights may be granted in accordance with contract terms.

