


BIBLE STUDIES PATTERN SERIES








54- 2 Corinthians Right Hand of Friendship



Pattern for 6" finished block — All seams are 1/4".
Pressing directions are indicated.

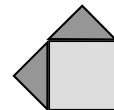
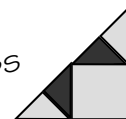
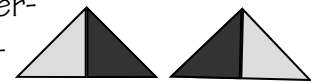
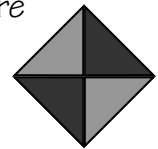
Fabric needed for one block & Cutting instructions

Dark	1/8 yard or scrap (1) 2-7/8" square, cut once diagonally (1) 3-1/4" square, cut twice diagonally	 
Medium	1/8 yard or scrap (1) 2-7/8" square, cut once diagonally (1) 3-1/4" square, cut twice diagonally	 
Light	1/8 yard or scrap (4) 2-1/2" squares (1) 3-1/4" square, cut twice diagonally	



Instructions:

1. Stitch (2) Medium quarter-square triangles to (2) Dark quarter-square triangles as shown. Make (2) units. Press toward Dark triangles.
2. Stitch the (2) units together, as shown. Press seam open.
3. Stitch (2) Light quarter-square triangles to (2) Dark quarter-square triangles as shown. Make (2) units with the Dark triangle on the right, and (2) units with the Dark triangle on the left. Press toward Dark triangles.
4. Stitch units from Step 3 to (2) sides of a Light square, as shown. Press toward the Dark triangles. Make (2) units.
5. Stitch (2) Medium quarter squares to (2) sides of the remaining Light squares as shown. Press toward the Medium triangles.



Continued, next page...

The Second Letter of Paul to the Corinthians is a little confusing. After Paul's first visit to the church at Corinth, he wrote them a harsh letter. He was afraid to make a second visit, because he thought it would be too painful. Titus, one of Paul's fellow workers, made the visit instead, and returned with a positive report. 2nd Corinthians is Paul's thankful response to that report.

Stitchin' Tree Quilts

Toll free 877-239-3655 www.stitchintree.com


Please contact us if you find an error in this pattern or have difficulty following these instructions.

© 2012 Stitchin' Tree LLC Woodbine, Iowa. All Rights Reserved.
Limited reproduction rights may be granted in accordance with contract terms.



BIBLE STUDIES PATTERN SERIES



54- 2 Corinthians Right Hand of Friendship



This is Block 54 of a 73 block series representing the 39 books of the Old Testament, 7 books of the Apocrypha, and 27 books of the New Testament. I chose to name the blocks after books of the Bible as a testament to my faith. I call the finished quilt "Bible Studies." Whether Catholic or Protestant, I hope each block will have a special meaning to the quilt maker. For me, reviewing the books of the Bible recalled many of my favorite bible stories and passages. I include a bit of Bible history for each block. I have used, as a reference, the New Oxford Annotated Bible with the Apocrypha, Revised Standard Version, 1977, an Ecumenical Study Bible.

Instructions

6. Stitch (2) units from Step 5 to each side of a 4-X unit from Step 2 as shown. Press to the outside.
7. Complete the block by stitching (2) units from Step 4 to the unit from Step 6. Press toward the outside.



I chose Right Hand of Friendship to represent 2nd Corinthians because of Paul's deep love and friendship to the Church at Corinth. Titus' report assured Paul that the church was back on the right path, and Paul responded with this letter.

Stitchin' Tree Quilts

Toll free 877-239-3655 www.stitchintree.com

Please contact us if you find an error in this pattern or have difficulty following these instructions.

© 2012 Stitchin' Tree LLC Woodbine, Iowa. All Rights Reserved.
Limited reproduction rights may be granted in accordance with contract terms.

