


BIBLE STUDIES PATTERN SERIES








5 Deuteronomy (Mosaic #15)



Pattern for 6" finished block — All seams are 1/4".
Pressing directions are indicated.

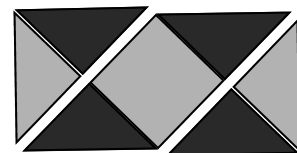

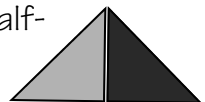
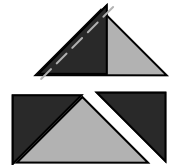
Fabric needed for one block & Cutting instructions

Dark	1/8 yard or scrap (2) 2-3/8"x2-3/8" square, cut once diagonally (1) 4-1/4"x4-1/4" square, cut twice diagonally	 
Medium	1/8 yard or scrap (2) 2-3/8"x2-3/8" square, cut once diagonally (1) 2-5/8"x2-5/8" square (1) 4-1/4"x4-1/4" square, cut twice diagonally	 
Light	1/8 yard or scrap (2) 2-3/8"x2-3/8" square, cut once diagonally	



Instructions

1. Stitch small Light half-square triangles to small Medium half-square triangles, as shown. Press toward the light triangles. Make (4) units.
2. Stitch a Dark triangle to each side of a large Medium triangle to form the flying geese unit, as shown. One point of the Dark triangle will slightly overlap the Medium triangle (approx. 3/8"). Press toward the Dark triangles. Trim dog ears. Make (2) units.
3. Make (2) large half-square triangle units by stitching a large Dark half-square triangle to a large Medium half-square triangle, as shown. Press toward the Dark triangle. Make (2) units.
4. Construct the center section of the unit by stitching the remaining large Dark half-square triangles to the sides of the Medium square, as shown. Press toward the dark triangles.
5. Complete the center section by stitching the large half-square units from Step 4 to the top and bottom of the unit from Step 5. Press seams open.



Continued, next page...

Deuteronomy means "second law." The promises and demands of the covenant is reinterpreted in terms that would be more easily understood by all Israelites. Deuteronomy is the final book of the division of the Old Testament described as The Law.

Stitchin' Tree Quilts

Toll free 877-239-3655 www.stitchintree.com


Please contact us if you find an error in this pattern or have difficulty following these instructions.

© 2012 Stitchin' Tree LLC Woodbine, Iowa. All Rights Reserved.
Limited reproduction rights may be granted in accordance with contract terms.





5 Deuteronomy (Mosaic #15)



This is Block 1 of a 73 block series representing the 39 books of the Old Testament, 7 books of the Apocrypha, and 27 books of the New Testament. I chose to name the blocks after books of the Bible as a testament to my faith. I call the finished quilt "Bible Studies." Whether Catholic or Protestant, I hope each block will have a special meaning to the quilt maker. For me, reviewing the books of the Bible recalled many of my favorite bible stories and passages. I include a bit of Bible history for each block. I have used, as a reference, the New Oxford Annotated Bible with the Apocrypha, Revised Standard Version, 1977, an Ecumenical Study Bible.

Instructions, continued

5. Construct the top and bottom sections by stitching half-square unit from Step 1 to each side of a flying geese unit from Step 3. Press toward the half-square.
6. Stitch the top and bottom sections to the center section, as shown above, to complete the block. Press seams open.



The Old Testament is divided into three sections: the Law, the Prophets, and the Writings. The first five books, Genesis, Exodus, Leviticus, Numbers and Deuteronomy make up the Law. The first 11 chapters of Genesis deal mainly with God's plan, and the remaining chapters tell the stories of Abraham, Isaac and Jacob. Throughout these generations, the oral tradition consistently affirms that the only true God is the God of Abraham, Isaac and Jacob.

Stitchin' Tree Quilts

Toll free 877-239-3655 www.stitchintree.com

Please contact us if you find an error in this pattern or have difficulty following these instructions.

© 2012 Stitchin' Tree LLC Woodbine, Iowa. All Rights Reserved.
Limited reproduction rights may be granted in accordance with contract terms.

