


BIBLE STUDIES PATTERN SERIES







63 Titus (Harmony Square)



Pattern for 6" finished block — All seams are 1/4".
Pressing directions are indicated.

Fabric needed for one block & Cutting instructions

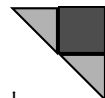
Dark	1/8 yard or scrap (2) 2-1/8" squares, cut once diagonally (4) 1-1/8" squares (4) 1-1/2"x1-1/8" rectangles	
Medium	1/8 yard or scrap (2) 3-3/8" squares, cut once diagonally (4) 1-1/2" squares, cut once diagonally (1) 1-1/2" square	 
Light	1/8 yard or scrap (4) 1-3/4"x1-1/2" rectangles (4) 2-1/8" squares, cut once diagonally (4) 1-1/2"x1-1/8" rectangles	

This block is constructed from very small pieces. Take caution with your 1/4" seams.

Instructions:



1. Begin with the center row by stitching the Light large rectangle, Dark & Light small rectangles and Medium square together, as shown. Press toward the inside.
2. Stitch the center sections of the top and bottom rows using large Light rectangles and Dark & Light small rectangles as shown. Press toward the small rectangle. Make (2) units.
3. The small half-square blocks will be the most challenging. Begin by stitching a small Medium half square to the left side of a small Dark square matching right angles. Press toward the Dark square. Make (8) units.
4. In a similar fashion, stitch a remaining Light half square to the right side of the unit from Step 3. Press toward the Dark square. Trim dog ears. Make (4) units.



Continued, next page...

Titus is not mentioned in the Acts of the Apostles, but he is frequently referenced in Paul's letters to the Corinthians and Galatians. During Paul's third missionary trip, he sent Titus on two separate urgent missions to Corinth. Later, Titus was given the task of organizing a church on the isle of Crete.

Stitchin' Tree Quilts

Toll free 877-239-3655 www.stitchintree.com


Please contact us if you find an error in this pattern or have difficulty following these instructions.

© 2012 Stitchin' Tree LLC Woodbine, Iowa. All Rights Reserved.
Limited reproduction rights may be granted in accordance with contract terms.





63 Titus (Harmony Square)





Pattern for 6" block — All seams are 1/4". Pressing directions are indicated.

This block is constructed from very small pieces. Take caution with your 1/4" seams.

Instructions:

5. Stitch the unit from Step 4 to a large Dark half square. Press toward the Dark fabric. Trim dog ears. Your unfinished block should measure 1-3/4" square. Make (4) units.
6. Using the instructions from Steps 3 & 4, stitch two large Light half-square triangles to each side of the unit from Step 5 as shown. Trim dog ears. Press toward the Light triangles.
7. Stitch the unit from Step 6 to the large Medium-colored triangles. Press toward the Medium fabric. Make (4) units.
8. Using the units from Step 2 and Step 7, stitch the top and bottom rows together as shown. Press toward the outside.
9. Finish the block by stitching the rows together, as shown. Press toward the inside.



Paul's letter to Titus has three main subjects: instructions on how to handle false teachers, advice on approaching different groups in the church, and a discourse of what is expected of believers.

Stitchin' Tree Quilts


Toll free 877-239-3655 www.stitchintree.com

Please contact us if you find an error in this pattern or have difficulty following these instructions.

© 2012 Stitchin' Tree LLC Woodbine, Iowa. All Rights Reserved.
Limited reproduction rights may be granted in accordance with contract terms.



63 Titus (Harmony Square)



This is Block 63 of a 73 block series representing the 39 books of the Old Testament, 7 books of the Apocrypha, and 27 books of the New Testament. I chose to name the blocks after books of the Bible as a testament to my faith. I call the finished quilt "Bible Studies." Whether Catholic or Protestant, I hope each block will have a special meaning to the quilt maker. For me, reviewing the books of the Bible recalled many of my favorite bible stories and passages. I include a bit of Bible history for each block. I have used, as a reference, the New Oxford Annotated

Bible with the Apocrypha, Revised Standard Version, 1977, an Ecumenical Study Bible.

I chose Harmony Square to represent Titus, because during his emergency trips to Corinth, Titus was able to restore harmony between the church and the Apostle Paul.

Stitchin' Tree Quilts

Toll free 877-239-3655 www.stitchintree.com

Please contact us if you find an error in this pattern or have difficulty following these instructions.

© 2012 Stitchin' Tree LLC Woodbine, Iowa. All Rights Reserved.
Limited reproduction rights may be granted in accordance with contract terms.

